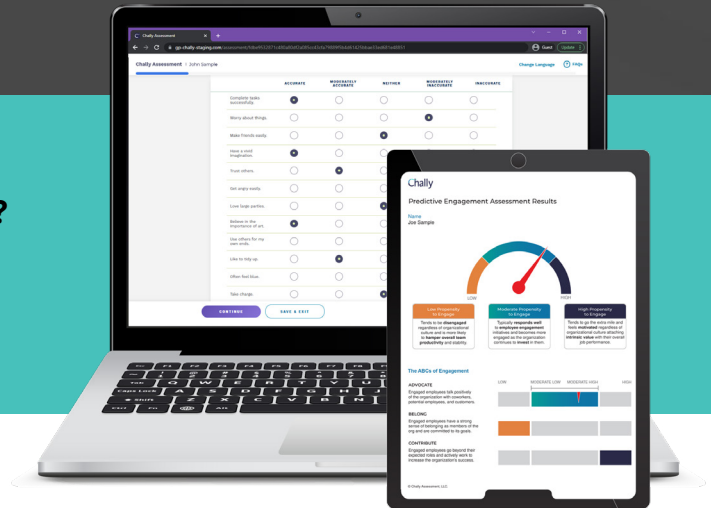




Predictive Engagement Assessment

Brand-new, **first-to-market solution** that gives you the power to **quickly screen for engaged candidates** at the very start of your hiring process.

Did you know **30%** of employee engagement is driven by **factors outside organizational culture**? The intrinsic traits of an individual can **enhance or constrain how engaged your workforce is**.



Highly engaged workforces have experienced on average:



10% increase in customer loyalty



18% higher sales productivity



22% greater profitability



28% less workplace theft



43% less turnover in low-turnover orgs.



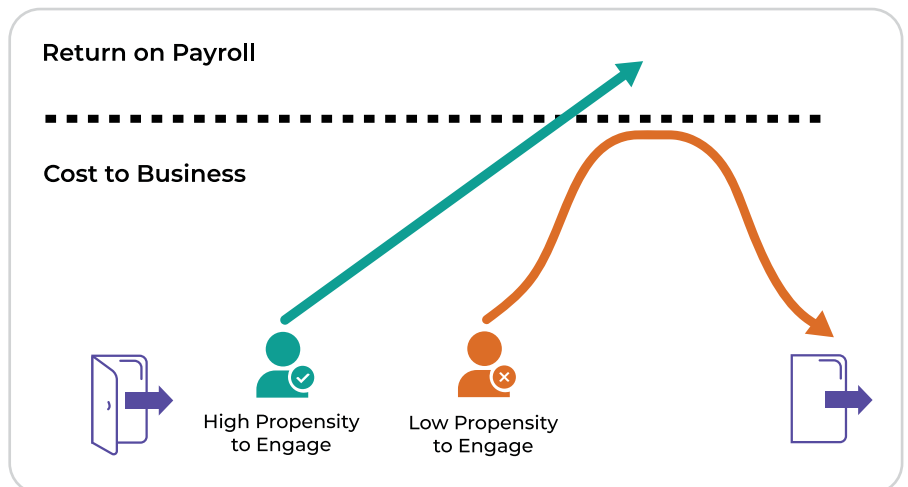
64% fewer workplace accidents



81% less absenteeism

[Source: [Gallup](#)]

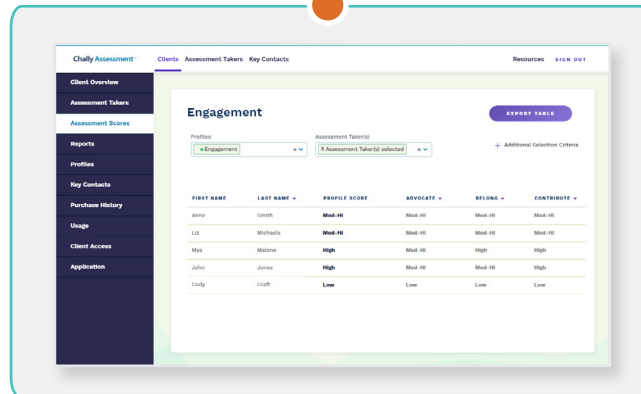
Good hires reach break-even productivity levels because they stick around:



What's included with the Predictive Engagement Assessment

1. Chally Platform Access

One-stop to quickly and easily send personalized assessment links to users, order reports, view dashboards, and more.



2. Assessment Results

Understand an assessment taker's likelihood to be engaged in any future role (not exclusive to Sales).

Chally defines engagement as the **extent to which employees exhibit three sets of behaviors**. We refer to these behaviors as the **ABCs of engagement**:



ADVOCATE:

Engaged employees **talk positively of the organization** with coworkers, potential employees, and customers.

BELONG:

Engaged employees have a **strong sense of belonging** as members of the org and are committed to its goals.

CONTRIBUTE:

Engaged employees **go beyond their expected roles** and actively work to increase the organization's success.

For more information visit, <https://chally.com/solutions/predictive-engagement-assessment/>.